




## July 2019 WSQ Block Exchange

- Cut 1-8" square of gray and one teal. Cut in half diagonally twice.
- Cut 7-3 ½" squares of each, gray and teal. Cut in half diagonally twice.
- Using 2 of the gray and teal triangles from the 8" block, assemble the center



- Using the triangles from the 3 ½" blocks, assemble the sides and corners as shown.
- Pay close attention to color placement.



Please use solid gray and teal colors. We are going for a modern vibe.  
If you have any questions, please feel free to call Karen at 509-993-3647.